

# ECPlus

Remote display 48x28,6 for controllers for refrigerated cabinets.



Remote display to show the Setpoint value or the probe values and related error status of the controllers installed on remote and plug-in cabinets.

The displayed value is programmed according to the power board parameter/s.

The ECPlus module can be directly connected to the power board or to the KDEPlus user terminal by means of a dedicated connector available on the keyboard. Only one ECPlus can be connected to each power board.

**NOTE:** ECPlus is not compatible with IWP series controllers.

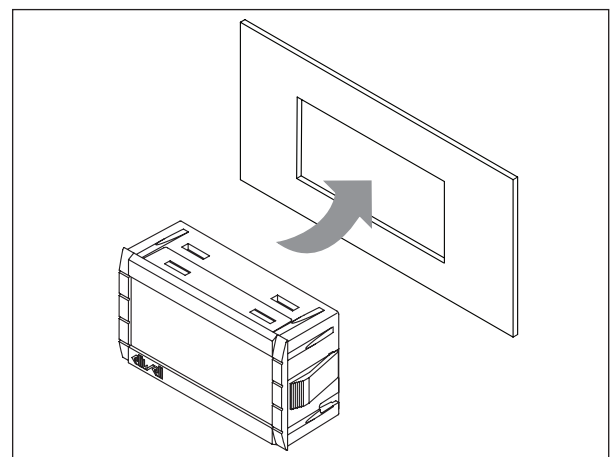
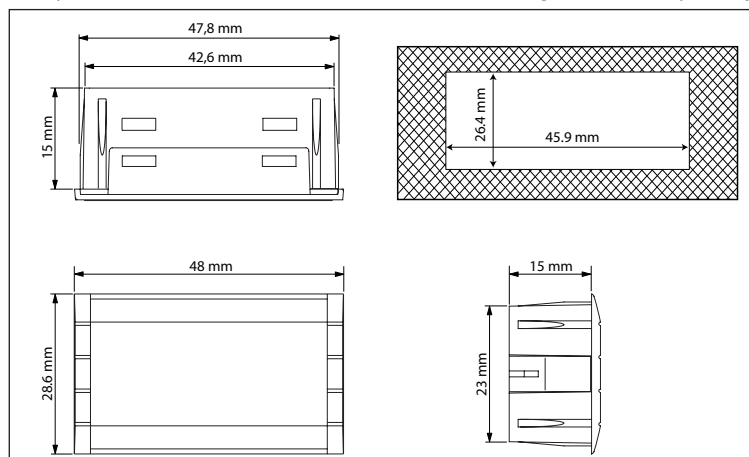
## USER INTERFACE

DISPLAY	ICONS
	Compressor active
	Defrost active
	Fans active
	Reduced SET / Economy active
	Alarm active
	Main view in °F
	AUX output active
	Main view in °C

## MECHANICAL INSTALLATION

The device is designed for panel mounting. Drill a 45,9x26,4 mm hole and insert the instrument; secure it with the special brackets provided. Do not install the device in places subject to high humidity and/or dirt; it is intended for use in sites with ordinary or normal levels of pollution.

Keep the area around the instrument cooling slots adequately ventilated.



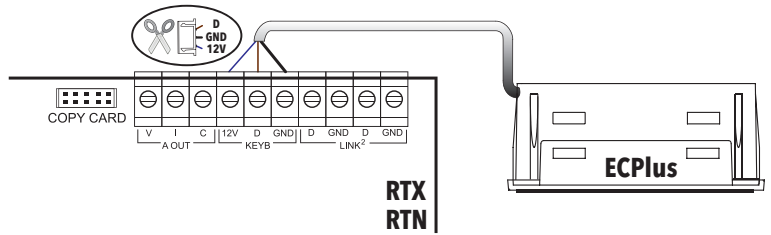
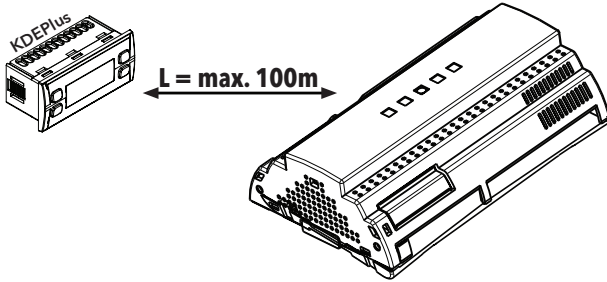
## TECHNICAL SPECIFICATIONS

Mounting:	panel mounting with 45,9x26,4 mm (+0.2/-0.1 mm) drilling template.
Power supply:	from power board
Casing:	polycarbonate casing and window
Dimensions:	front panel 48x28,6 mm, depth 15 mm
Connectors:	JST for connection to KDEPlus user terminal
Humidity:	Usage / Storage: 10...90 % RH (non-condensing)

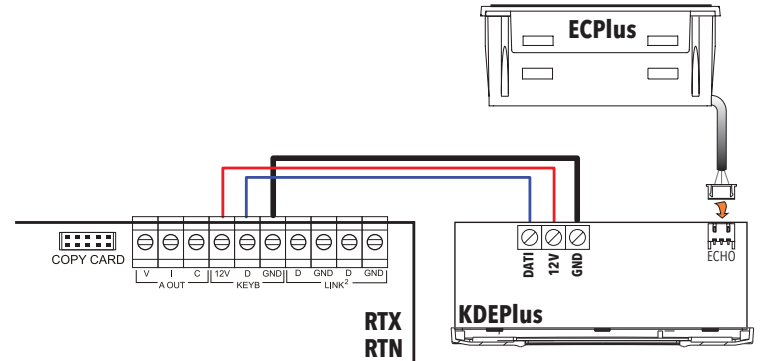
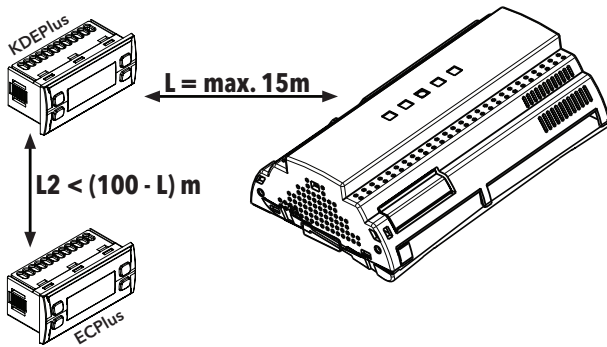
**NOTE:** For all technical and normative information not indicated in this section, refer to the "Technical Specifications" section of the documents relating to the power board to which the product is connected.

## EXAMPLE OF CONNECTIONS

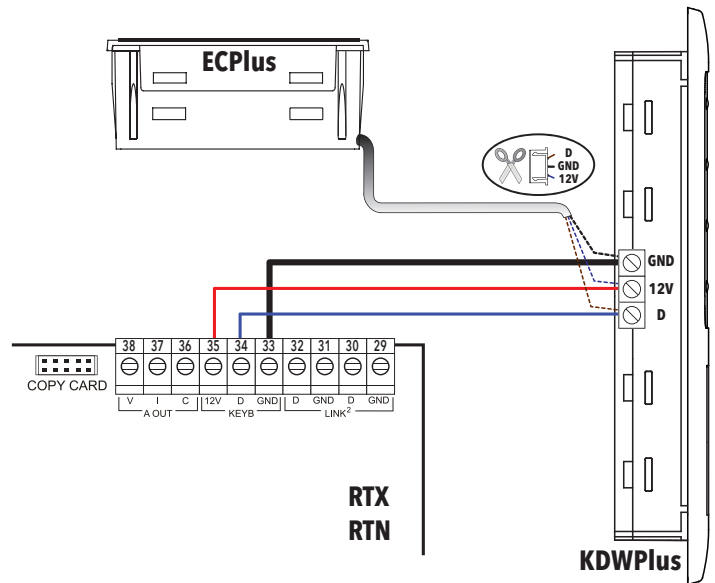
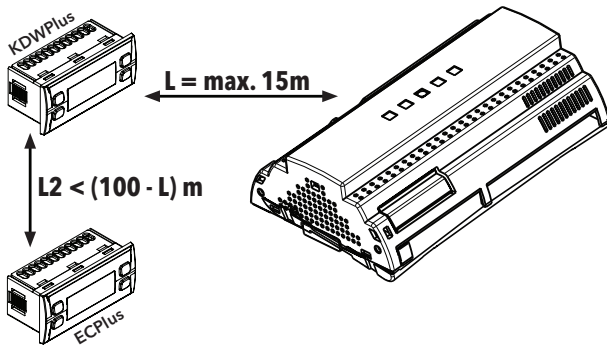
### ECPlus + RTX-RTN connection



### ECPlus + KDEPlus + RTX-RTN connection



### ECPlus + KDWPlus + RTX-RTN connection



#### NOTE:

It is possible to connect an ECHO module (ECPlus) to a KDWPlus on the same terminal of the power board.

# eliwell

#### Eliwell Controls s.r.l.

Via dell'Industria, 15 • Z.I. Paludi  
32010 Pieve d'Alpago (BL) - ITALY  
Telephone: +39 0437 986 111  
Facsimile: +39 0437 989 066  
[www.eliwell.com](http://www.eliwell.com)

#### Technical Customer Support:

Technical helpline: +39 0437 986 300  
E-mail: [techsuppeliwell@invensys.com](mailto:techsuppeliwell@invensys.com)

#### Sales:

Telephone: +39 0437 986 100 (Italy)  
+39 0437 986 200 (other countries)  
E-mail: [saleseliwell@invensys.com](mailto:saleseliwell@invensys.com)



ISO 9001



cod. 9IS24248-1 - ECPlus - rel.03/12 - EN -

© Eliwell Controls s.r.l. 2012 - All rights reserved.